



ECONOMIC PARTICIPATION & OPPORTUNITIES

LABOUR FORCE PROFILE

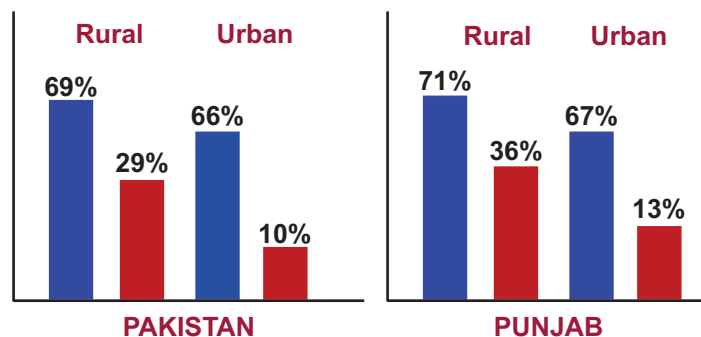


LABOUR FORCE PARTICIPATION¹

LABOUR FORCE PARTICIPATION RATE*		PAKISTAN	PUNJAB
2013-14		68%	69%
		22%	29%
2014-15		68%	69%
		22%	28%

*Expressed as a % of population 10 years and above

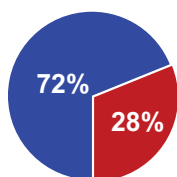
2014-15



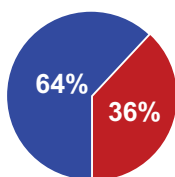
PUNJAB (2014-15)



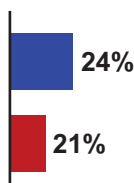
EMPLOYED



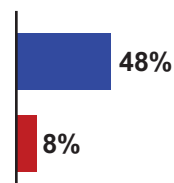
UNEMPLOYED



EMPLOYMENT IN AGRICULTURE SECTOR

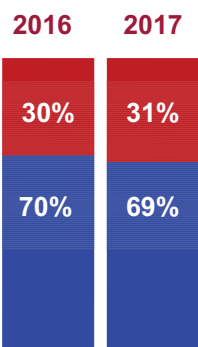


EMPLOYMENT IN NON-AGRICULTURE SECTOR

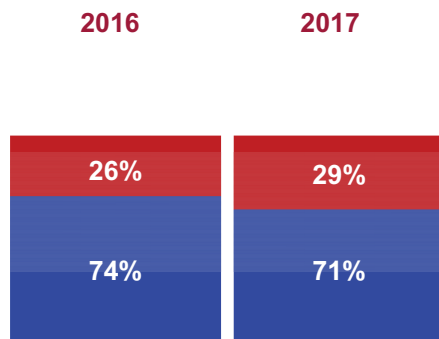


ACCESS TO AND OWNERSHIP OF PHYSICAL RESOURCES

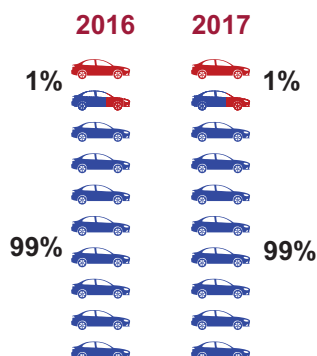
AGRICULTURAL LANDOWNERS²



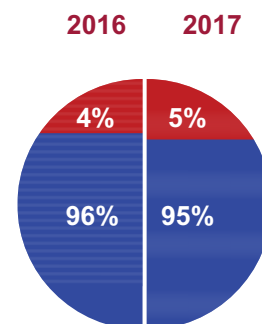
AVERAGE AGRICULTURAL LANDHOLDING (175,000 Sq. Meters)²



VEHICLES OWNED³



DRIVING LICENCES ISSUED⁴



¹ LABOUR FORCE SURVEY, 2014-15

² LAND RECORD MANAGEMENT AND INFORMATION SYSTEM

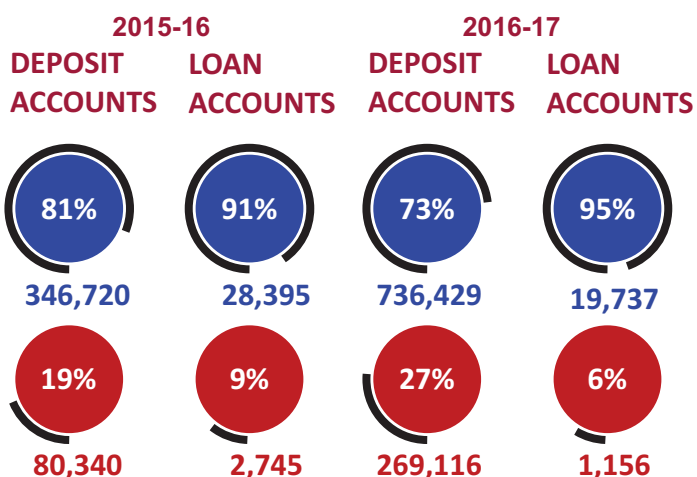
³ EXCISE, TAXATION AND NARCOTICS CONTROL DEPARTMENT, PUNJAB

⁴ TRAFFIC POLICE, PUNJAB

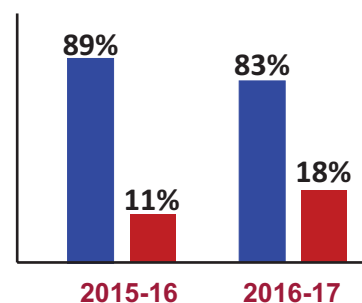


ACCESS TO AND OWNERSHIP OF FINANCIAL RESOURCES⁵

ACCOUNTS IN BANK OF PUNJAB

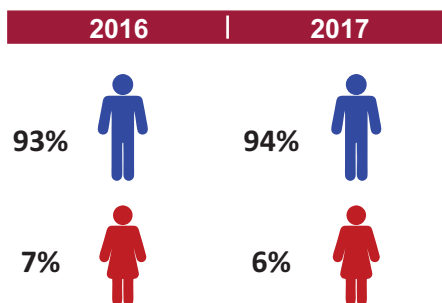


TOTAL LOAN DISBURSEMENTS OF BANK OF PUNJAB



MICRO FINANCE

AGRICULTURE MICROFINANCE DISBURSEMENTS BY ZARAI TARAQIATI BANK⁶



PUNJAB MICROFINANCE NETWORK⁷

BORROWERS

50%

50%

GROSS LOAN PORTFOLIO

66%

34%

2016-17

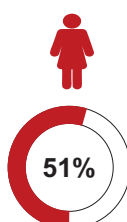
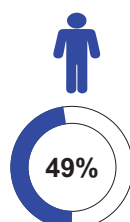


SOCIAL SECURITY AND SAFETY NETS

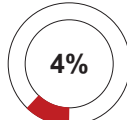
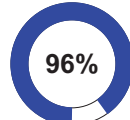
BENEFICIARIES



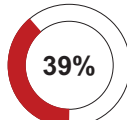
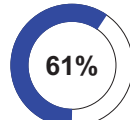
PUNJAB SOCIAL PROTECTION AUTHORITY



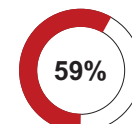
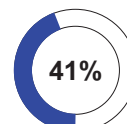
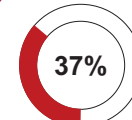
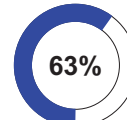
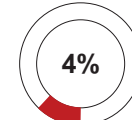
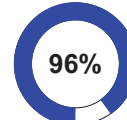
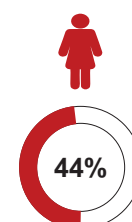
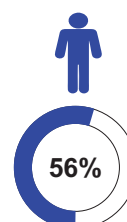
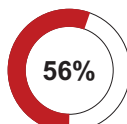
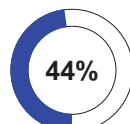
PUNJAB EMPLOYEES SOCIAL SECURITY INSTITUTION



EMPLOYEES OLD AGE BENEFITS INSTITUTE



ZAKAT AND USHR



PERCENTAGE VALUE

⁵ BANK OF PUNJAB

⁶ ZARAI TARAQIATI BANK LIMITED

⁷ PUNJAB MICROFINANCE NETWORK