

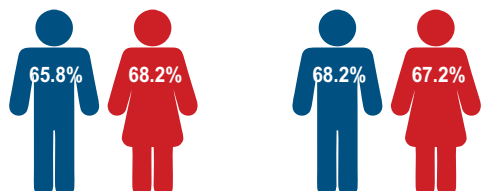


# HEALTH

## + HEALTH PROFILE<sup>1</sup>



### LIFE EXPECTANCY (2017)

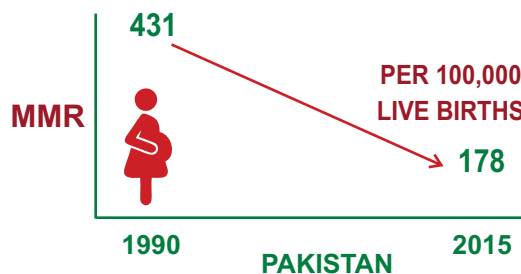


PAKISTAN

PUNJAB



### MATERNAL MORTALITY RATIO



1990

PAKISTAN

2015



### INFANT MORTALITY (2017)



PAKISTAN

PUNJAB



### TOTAL FERTILITY RATES (2017)



PAKISTAN

PUNJAB

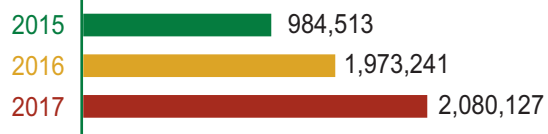
## PUNJAB



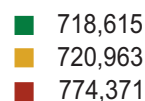
## ACCESS TO REPRODUCTIVE HEALTHCARE<sup>2</sup>



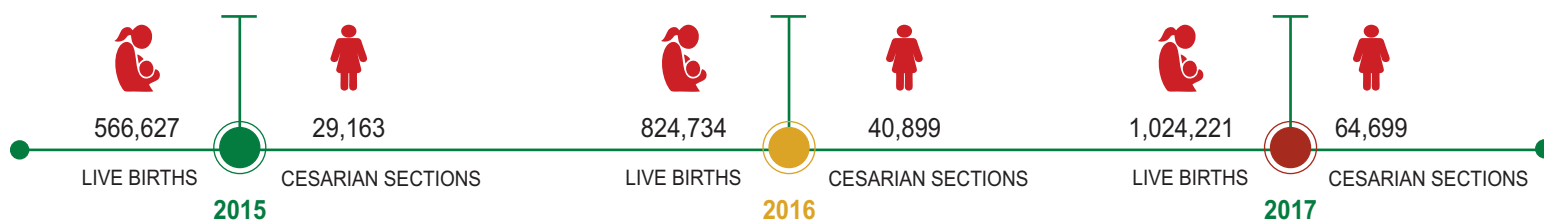
### FAMILY PLANNING VISITS



### ANEMIA IN WOMEN<sup>3</sup>



## BIRTHS IN HEALTH FACILITIES



1 Pakistan Economic Survey, 2017 and Population Welfare Department

2 Population Welfare Department, IRMNCH and District Health Information System (DHIS)

3 Graph represents cases of Anemia detected in women at their first ANC visit

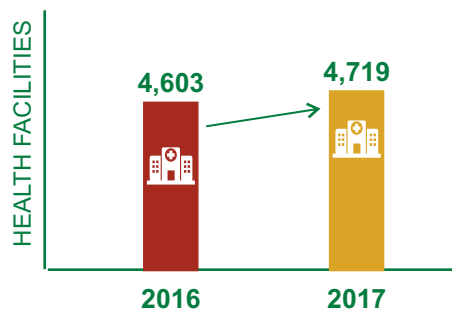


## HEALTH FACILITIES<sup>4</sup>

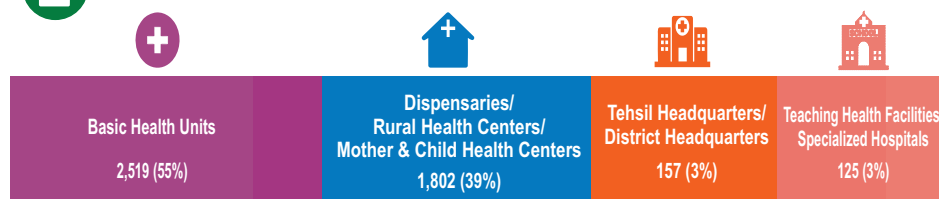


### INCREASE IN HEALTH FACILITIES

From 2016 to 2017, health facilities in Punjab increased from 4,603 to 4,719 (an increase of 2.5%)



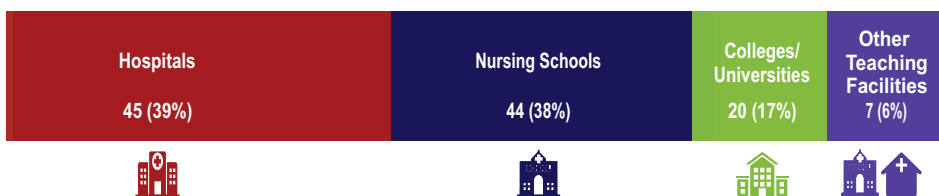
### PRIMARY AND SECONDARY HEALTH INSTITUTES (2017)



In 2017, there were **4,603** Primary and Secondary Health Institutes & **116** Specialized Health Institutes

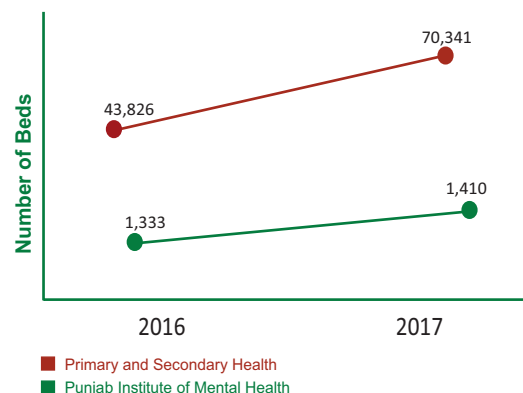


### SPECIALIZED HEALTH INSTITUTES (2017)

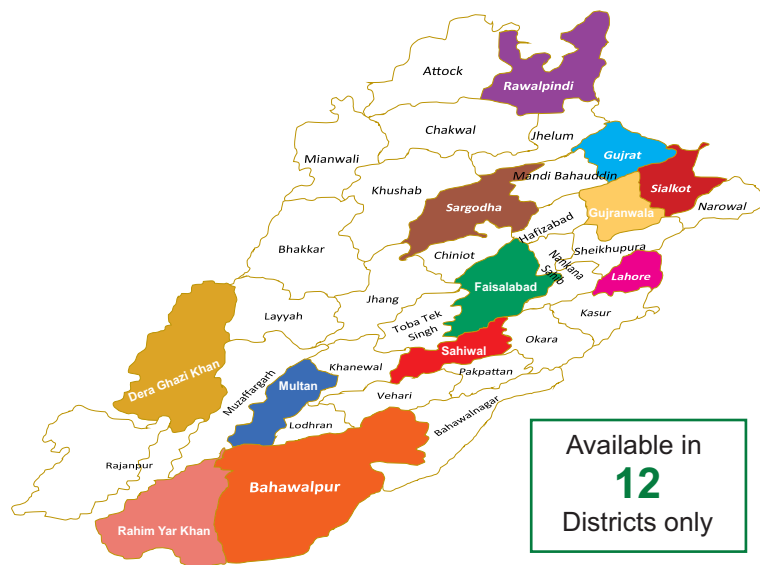


### NUMBER OF BEDS

In Punjab there are **6.4 beds/10,000** Population



### SPECIALIZED HEALTH (2017)



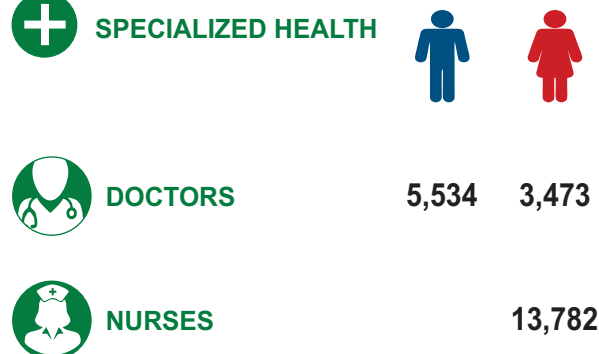
## HUMAN RESOURCE<sup>5</sup>



### PRIMARY AND SECONDARY HEALTH



### SPECIALIZED HEALTH



<sup>4</sup> Primary and Secondary Healthcare Department and Specialized Health and Medical Education Department

<sup>5</sup> Ibid