




# GENERATING DATA TO ADVANCE WOMEN'S SOCIAL AND ECONOMIC WELLBEING

## *SURVEY RESULTS*

PUNJAB COMMISSION ON THE STATUS OF WOMEN

# Labor Force Participation





90%

# Employment Rate

**Ninety percent**

women in the labor force in Punjab are employed

# Transition to labor force

Completed higher secondary school 22% Transitioned to labor force 7%



## By marital status



# Type of Employment (Punjab)

Paid Employment **34%**



Paid Employment **by Area**



Rural: **28%**



Urban: **54%**



Note: One icon in the grid represents 1 percent

# Youth(Age 12-24) NEET Rate

NEET: Not in Education, Employment or Training

Punjab 47%



Not in Education

71%



Not in Employment

73%



Received no Training

96%

Note: One icon in the grid represents 10 percent






# Business/Enterprises owned by women

**4%** females are currently running an enterprise.

## Enterprise ownership





# Women Entrepreneurs (1.3% active)

Aspiring Entrepreneurs: 15%

Skills and Knowledge


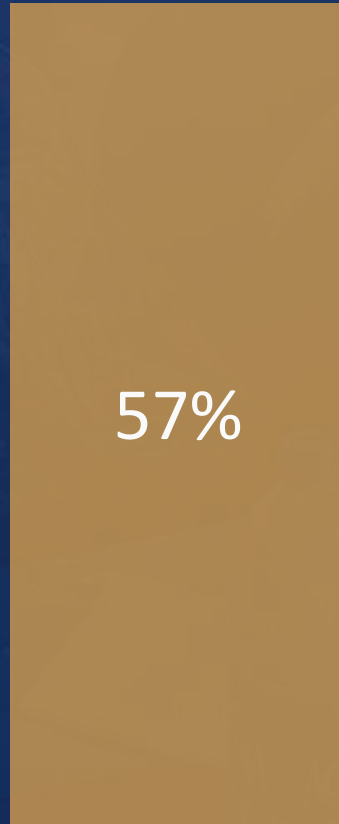
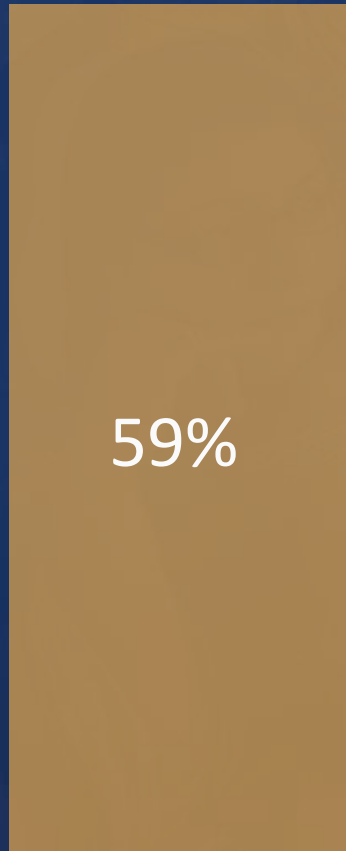
59%

Decision Making Power

57%

Resources

13%





# Barriers to working



Lack of Qualification: 27%



Family: 24%



Domestic Responsibility: 20%



Male Colleagues: 10%



Transport: 3%

# Financial inclusion



Access to Credit

4%



Access to Financial Institution

6%




Access




No Access

# Financial inclusion

## Account at banks

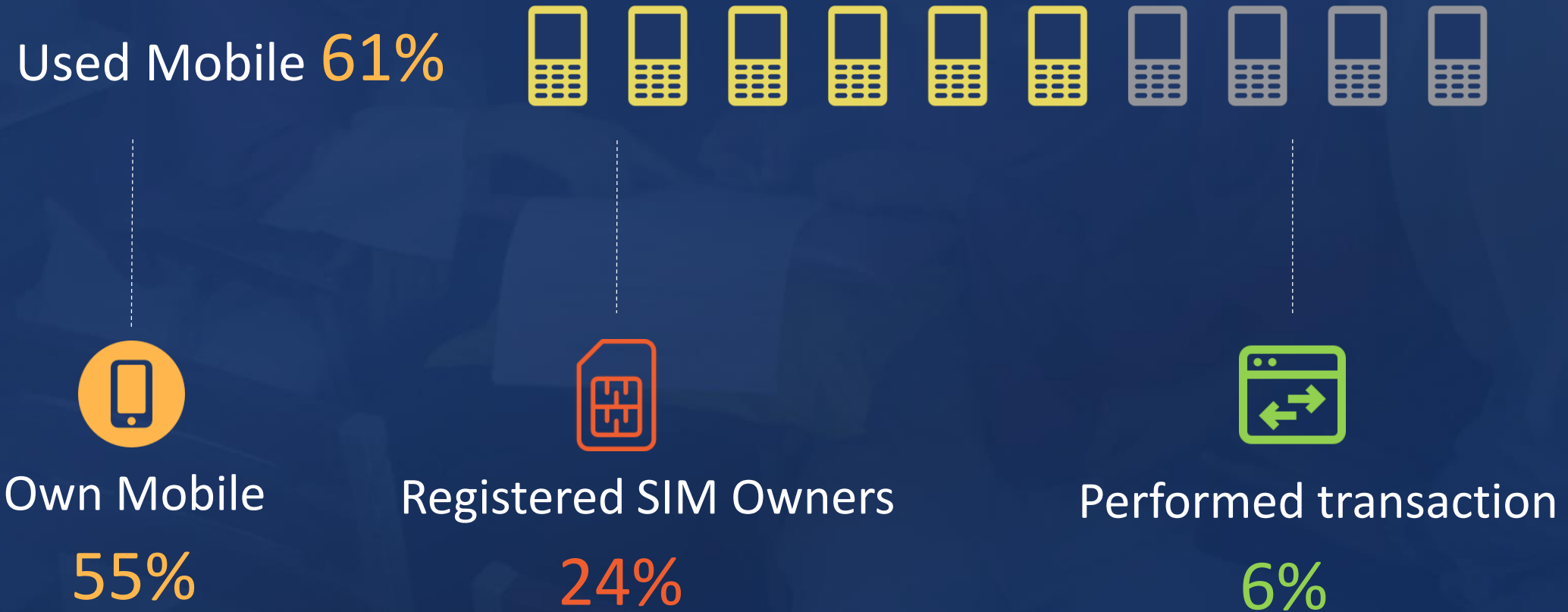


## Other accounts



 Access     No Access




# Use of Mobile for Financial Transactions



Note: One icon in the grid represents 10 percent

# Access to ICT

Percentage of Women  
who have **Access to ICT** in  
Punjab

-  Mobile 61%
-  Internet 14%
-  Social Media 12%



● Mobile ● Internet ● Social Media

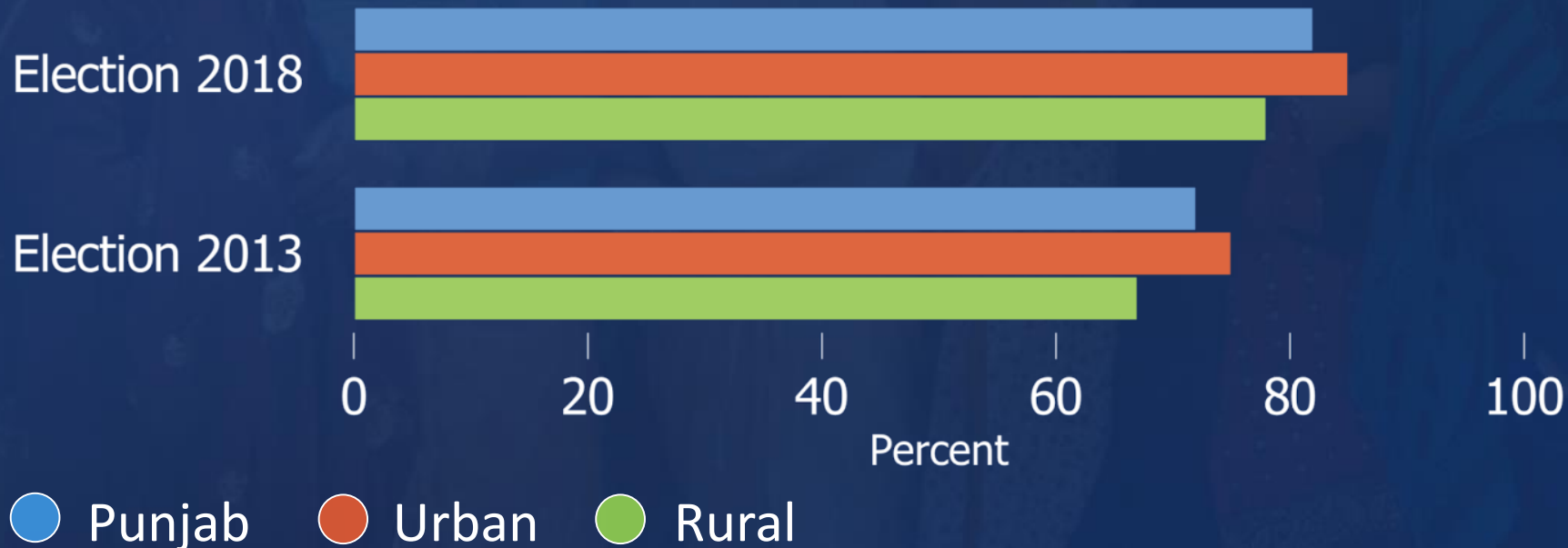
# Political Participation

Women registered as **Voters 71%**

-----voted-----> General Elections 2018: **82%**

-----voted-----> General Elections 2013: **72%**

## Registered women who voted







# Access to Public Officials

**Two percent**

of Women have met with a public official in the last 12 months

2%



# Health Insurance Coverage

**Three percent**

women in Punjab have health Insurance

3%

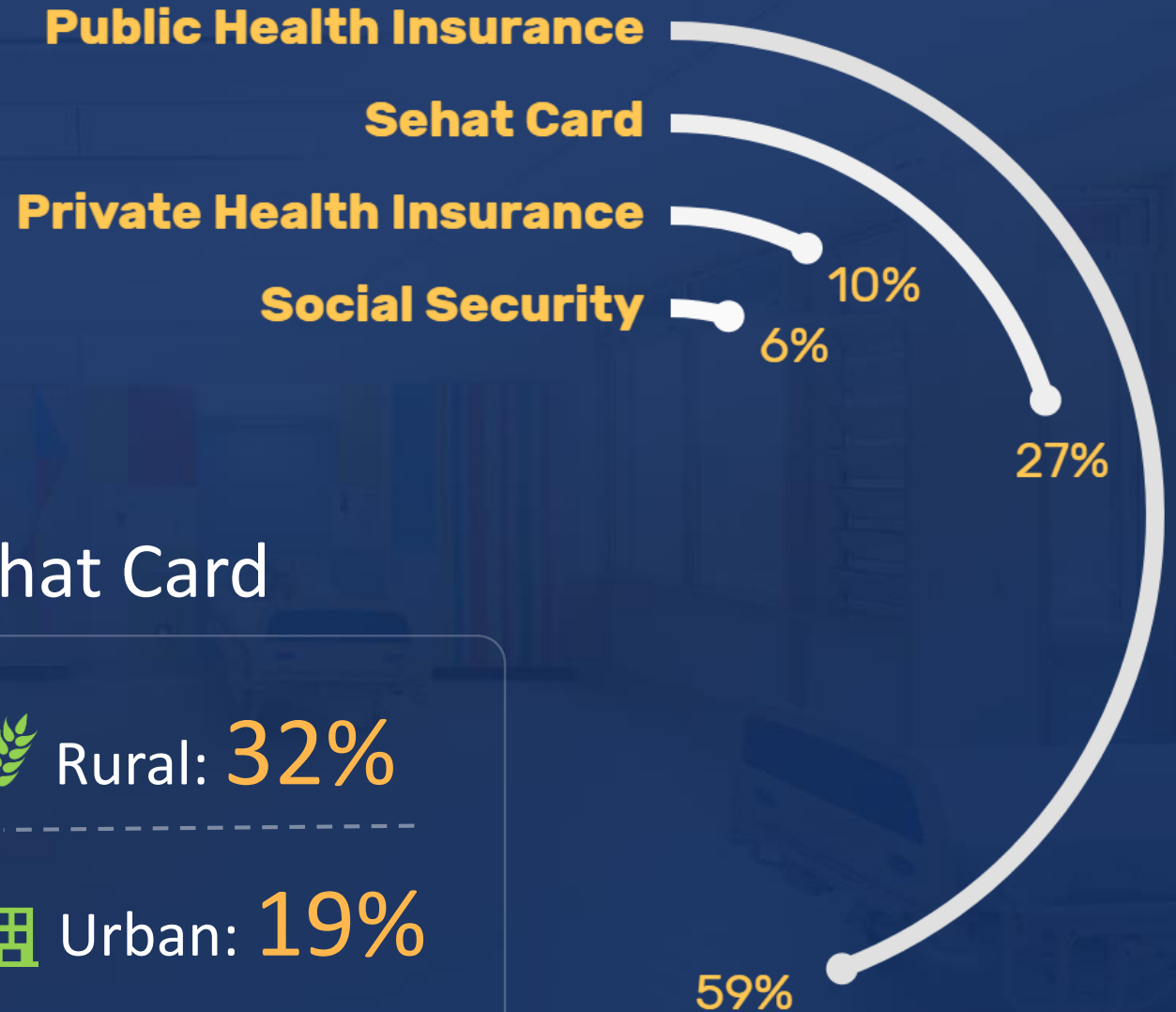
# Health Insurance



Percentage of Public Health Insurance:

59%

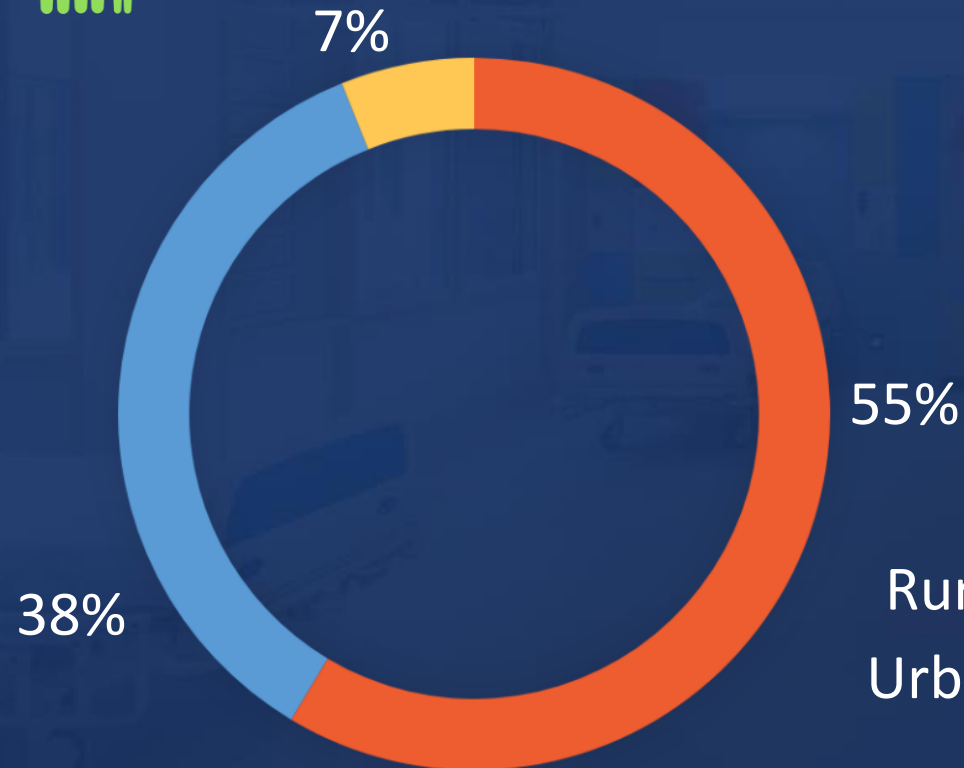
## Sehat Card



# Family Planning

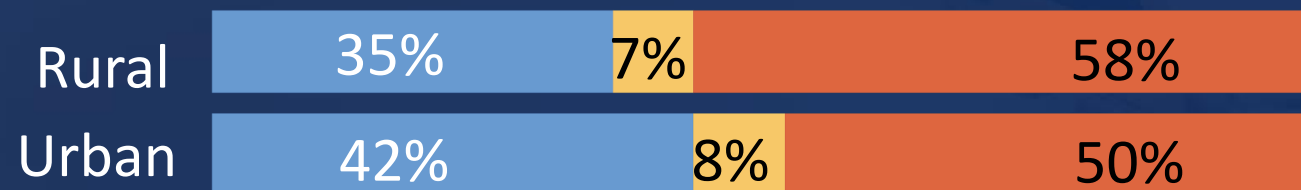


Percentage of Women using modern methods: **38%**



- Any Modern Method
- Any Traditional Method
- No Method

## Breakdown by Area



# Diagnosed with Cancer/Fistula



Cancer

0.2%



Fistula

3%



Reported



Not Reported

# Women Facing Disability

**5%** females suffer from some disability.



Urban

4%



Rural

6%

## By marital status

Never Married

3%

Currently Married

7%

Widowed/Divorced  
/Separated

17%





# Violence Against Women

**Eleven Percent**

women experienced physical/ sexual violence by spouse in the last 12 months

11%



# Violence Against Women

Speaking up about experience of violence

Spoke to no one


50%

Family

43%

Friends/Neighbors

7%



# Violence Against Women

Survivors seeking help

1



POLICE

2%

2



HOSPITAL

1.4%

3



LEGAL

1.1%

4



LOCAL  
RELIGIOUS  
LEADER

0.7%

5



SHELTER

0.1%

# PUNJAB COMMISSION ON THE STATUS OF WOMEN

